

# OPHTHALMIC Product Guide

Special Advertising Section



## Dear Doctor,

Review of Optometry is pleased to offer you this preview of many exciting new products now available in the ophthalmic marketplace. Here, you'll learn about innovative new medications, diagnostic instruments, corrective lens options, in-office laboratory equipment and many other products. There are two ways to obtain more information on a particular product:

1. Go to [www.reviewofoptometry.com](http://www.reviewofoptometry.com), click Supplements, Product Guide digital edition, and then follow the prompts.
2. Circle the corresponding number on the enclosed reader service card for each product of interest. Fill in your name and address, and return the postage-paid card to us. Educational materials will be sent directly to you by the individual companies. Thank you for your interest and support!

**START SELLING REFRESH® ONLINE**

Give your patients the relief you recommend for their dry, irritated eyes delivered right to their door.

**Refresh Direct**  
E-COMMERCE **Circle No. 1**

To register, call 833-246-4393, or visit [refreshbrand.com/doc](http://refreshbrand.com/doc)

© 2020 Allergan. All rights reserved. All trademarks are the property of their respective owners. REF125180-v2 08/19

**THE HD ANALYZER**

**A standard for cataract, refractive, & dry eye assessment**

1. Choose the best surgery & outcome for your patient using objective OSI.
2. Assess dry eye & meibomian gland imaging using objective OSI.

**Keeler**  
- A world without vision loss -

Contact us for pricing & more information  
800.523.5620 // 610.353.4350 // [KEELERUSA.COM](http://KEELERUSA.COM)

**Circle No. 2**  
A Holma company

**FREE INVENTORY SWAP** **Circle No. 3**

If you are unhappy with a competitive product, or one is no longer available to buy for your patients - we can help. Lunovus is a physician-owned company with a long-standing history of partnering with doctors. Join practitioners across the country who have adopted a new standard of care with Blephadex®.

**BLEPHADEX®**  
THE NEW STANDARD OF EYE CARE

- ✓ **Superior Formula:** Patented Blend of Powerful Tea Tree Oil & Soothing Coconut Oil
- ✓ **Proven Results:** A Complete Solution for Blepharitis, Demodex, Dry Eye & MGD
- ✓ **Improved Compliance:** Affordable for Patients, with No Burn and No Foul Scent

**LUNOVUS**

CALL **205-285-3875**  
TO SWAP YOUR INVENTORY TODAY

YOU PAY \$0 FOR BLEPHADEX®  
WE COVER ALL SHIPPING

**SLS FREE**

**The New Scanmate Flex** **Circle No. 4**

**A-Scan / B-Scan / UBM**

- Ophthalmic ultrasound platform that is configurable to all your examination needs
- Improved B-scan probe design for better reliability
- Utilizes AC or internal rechargeable battery power for portability
- Contact and Immersion A-Scan modes
- UBM capabilities with ClearScan®
- Area, angle and length measurement and annotation tools
- Easy export video, image and PDF files for EMR/EHR use

Serving Eye Care Professionals Since 1982

**DGH TECHNOLOGY, INC.**  
THE ULTRASOUND SPECIALIST

**(800) 722-3883**  
[www.dghtechnology.com](http://www.dghtechnology.com)

Requesting product information is now fast and easy! Go to [www.reviewofoptometry.com](http://www.reviewofoptometry.com), click Supplements, Product Guide digital edition and follow the prompts to request product information.

# OPHTHALMIC

## Product Guide

### ALADDIN BIOMETER / TOPOGRAPHER

One Step Ahead in Conventional and Premium IOL Calculation

- Combined comprehensive biometry and topography
- Latest IOL calculation formulas onboard
- Enhanced cybersecurity



Topcon Healthcare (800) 223-1130  
[newsgram.topconmedical.com/aladdintl](http://newsgram.topconmedical.com/aladdintl)

Circle No. 5 TOPCON Healthcare

### CA-800 CORNEAL ANALYZER

Accurate, Full Examination of the Anterior Corneal Surface

- I-Map viewer software for PC
- Tear film breakup time
- Meibomian gland imaging



Topcon Healthcare (800) 223-1130  
[newsgram.topconmedical.com/ca800](http://newsgram.topconmedical.com/ca800)

Circle No. 6 TOPCON Healthcare

### SL-D701 DIGITAL SLIT LAMP

Excellence in Optics and Enhanced Versatility

- Excellence in optics and enhanced versatility
- Bright and homogeneous LED illumination
- Digital ready for photo and video Incorporated
- Meibography capability\*



Topcon Healthcare (800) 223-1130  
[newsgram.topconmedical.com/sld701](http://newsgram.topconmedical.com/sld701)

\*When used with optional DC-4 camera attachment and BG-5 illuminator.

Circle No. 7 TOPCON Healthcare

### KR-800PA AUTO KERATO-REFRACTOMETER

Enhanced Auto Kerato-refractometer with Corneal Mapping

- Patented Rotary Prism technology ensures accurate, repeatable measurements
- Semi-automatic alignment with automated measurements
- i-Map for KR viewer software for PC



Topcon Healthcare (800) 223-1130  
<http://www.topconmedical.com/products/kr800pa.htm>

Circle No. 8 TOPCON Healthcare

### TRC-NW400 ROBOTIC RETINAL CAMERA

Fully Automated Retinal Camera for Anterior and Posterior Imaging

- Fully automated operation and automatic transfer from eye to eye
- 10" touch screen control monitor
- DICOM compliant



Topcon Healthcare (800) 223-1130  
[newsgram.topconmedical.com/trcnw400](http://newsgram.topconmedical.com/trcnw400)

Circle No. 9 TOPCON Healthcare

### CV-5000S COMPUTERIZED PHOROPTER

Accurate, Compact and Easy to Use

- Proven quality in a modern compact design
- Complete paperless 21-point refraction output to EMR/EHR
- Reduces transcription errors



Topcon Healthcare (800) 223-1130  
[newsgram.topconmedical.com/cv5000s.htm](http://newsgram.topconmedical.com/cv5000s.htm)

Circle No. 10 TOPCON Healthcare

# OPHTHALMIC

## Product Guide

**Circle No. 11**

RECOMMEND

**THE FIRST FDA-ACCEPTED**

**ANTIMICROBIAL**

EYELID CLEANSER

**new!**

KILLS 99.9% OF BACTERIA IN SECONDS

- ✓ Advanced Hypochlorous Acid (0.01%) formula for superior cleansing
- ✓ Cleanses away bacteria and irritants
- ✓ pH balanced formula is gentle on eyelids
- ✓ Effective daily eyelid and eyelash hygiene
- ✓ No rinse – soap free



thera tears  
**SteriLid**  
ANTIMICROBIAL  
EYELID CLEANSER  
AND FACIAL WASH

PROFESSIONAL FORMULA

- ✓ Cleanses Away Bacteria
- ✓ Gentle on Eyelids
- ✓ Daily Lid Hygiene

Now available without a prescription at Walgreens, CVS Pharmacy®, Amazon, Rite Aid and other retailers nationwide

Digital Wide Field®

**WIDEST FIELD**

for Retinal Exams



### SPECIFICATIONS

**103° / 124°**  
FIELD OF VIEW

**0.72x**  
IMAGE MAG

**1.39x**  
LASER SPOT

- Widest Field of View, out to the Ora Serrata
- High Resolution Imaging, even through Small Pupils
- 40% Wider Field of View than the Classic 90D



**Circle No. 12**

(800) 345-8655 | volk.com

**HIGH QUALITY GERMAN STAINLESS STEEL OFFICE BASED INSTRUMENTS**

**Meibomian Gland Expressor Forceps** – expression made easy and comfortable.



**Epilation Forceps** – Designed with a non-slip jaw for easy eyelash removal.




**Circle No. 13**

The Dry Eye Doctor, Inc. ▲ (770) 374-5305  
www.thedryeyedoctor.net

**PICTOR<sup>+</sup> PLUS**

PORTABLE  
Ophthalmic Camera

**SPECIAL REDUCED PRICING!**



Easily screen patients wherever your practice may take you with the hand-held Pictor Plus.

- Non-Mydriatic Imaging Capability
- Nine Fixation Targets Allow Dynamic Retinal Imaging
- Pays for Itself in as Little as Four Months
- Easy-to-Use Interchangeable Modules Allows Imaging both Anterior & Retinal Structures



**Circle No. 14**

(800) 345-8655 | volk.com

**NEW Dry Eye Formula MaxiTears PRO available only to Dr.'s**



**MaxiTears Pro contains the highest amounts of re-esterified (rTG) Omega-3 and Omega-6 of any Dry Eye supplement on the market. Plus, turmeric root extract, mucin complex, alpha and gamma linolenic acid.**



Get better results with a one-a-day, high quality Dry Eye formulation, which keeps patients coming back!

**Circle No. 15**

MedOp Health Inc., 630 Brooker Creek Blvd, Suite 350, Oldsmar, FL 34677  
toll-free (888) 290-6294 | fax: (888) 910-9900  
www.medop.com | info@medop.com

NEWLY REDESIGNED

**MERLIN<sup>®</sup>**

for Non-Contact Vitrectomy



**Precise Alignment**  
for Non-Contact Vitreoretinal Visualization

- With the pedigree of Volk lenses, the MERLIN delivers high resolution wide field imaging
- Compact design maximizes working space
- Minimal part sterilization keeps costs low and increases efficiency for multiple surgeries



**Circle No. 16**

(800) 345-8655 | volk.com



# OPHTHALMIC

## Product Guide

### Phoroptor® VRx

#### Digital Refraction System

**A premium refraction experience from the most advanced Phoroptor® ever.**

Featuring the thinnest, most compact design, incredibly fast lens exchanges, motorized prisms, split cylinder lenses, and ultra-quiet operation, **Phoroptor® VRx** sets new standards in refraction. The ergonomic keypad features a multi-function control knob with unmatched feel and versatility, while the intuitive touch-screen interface has all the pre-programmed and programmable tests you'll need.

Phoroptor VRx boasts effortless integration with EMR systems, and unlike other digital refraction systems, is compatible with a comprehensive list of pre-test and acuity devices from both Reichert® and other leading manufacturers.

Designed and assembled in the USA

**Circle No. 17**



### Ultramatic RX Master™

#### Phoroptor®

**Since 1921, the unmistakable feel of quality.**

The original and world's finest refracting instrument. Phoroptor® continues to be the industry standard after more than 90 years, offering its renowned mechanical quality and craftsmanship, optical quality, accuracy, and reliability.

Reichert® **Ultramatic RX Master™ Phoroptor®** and **Ultramatic RX Master™ Illuminated Phoroptor®** are the only refracting instruments designed and assembled in the United States. Each Phoroptor is made of 1,000 pieces and assembled by hand.

Ultramatic RX Master Illuminated Phoroptor features a patented, maintenance-free, cool-running, energy-efficient LED design.

Designed and assembled in the USA

**Circle No. 18**



### ClearChart® 4

#### Digital Acuity Systems

**Pixel-perfect and purpose-built.**

The family of ClearChart® Digital Acuity Systems are elegant, all-in-one, simple-to-use, and uniquely designed to meet all of your acuity testing needs with a wide selection of optotypes, and other special test charts.

The ClearChart family all feature a 24 inch, high resolution, LED backlit display that are lightweight, cool running and long-lasting. The **ClearChart® 4X** Enhanced Digital Acuity System, and the **ClearChart® 4P** Polarized Digital Acuity System are now available with **LEA SYMBOLS®** and **LEA NUMBERS®**. The intuitive user interface provides the best user experience of any digital acuity chart.

Designed and assembled in the USA

**Circle No. 19**



LEA SYMBOLS and LEA NUMBERS are registered trademarks of LEA Test, Intl, LLC

### SightChek™

#### Digital Phoroptor®

**Combining technology, simplicity, and value.**

Increase efficiency and patient throughput with the speed and simplicity of **SightChek™**. Designed to combine technology and value, SightChek enables you to bring the power of digital refraction into your practice at an affordable price.

For over 90 years, Phoroptor® has been at the heart of your exam lane. Trust Reichert®, The Phoroptor Company, for the best possible refraction experience.

**Circle No. 20**



### LensChek™ Pro and LensChek™ Plus

#### Digital Lensometers

**Combining technology, simplicity, and value.**

The **LensChek™ Pro** Digital Lensometer® with PD+UV and **LensChek™ Plus** Digital Lensometer® combine technology with simplicity at the core of your exam.

The new, compact, modern design and intuitive user interface offers the easiest lensmeter user experience available. For example, when the target is aligned with the correct optical center, readings can be automatically "locked-in" ensuring fast, repeatable, and reliable lens measurement. Both devices feature a brilliant 5.7 inch color LCD display.

LensChek Pro additionally features UV transmittance and PD measurement.

**Circle No. 21**



### OptoChek™ Plus

#### Auto Refractor + Keratometer

**Combining technology, simplicity, and value.**

The **OptoChek™ Plus** Auto Refractor + Keratometer, combines technology with simplicity at the core of your exam. The compact, modern design, and intuitive user interface of the OptoChek Plus offers the easiest user experience available for measuring objective spherical and cylindrical refractive errors as well as keratometry.

An innovative reliability index gives you confidence in obtained readings. Scotopic Pupil Size and Photopic Pupil Size modes adjust illumination to accommodate different lighting conditions. OptoChek Plus features a brilliant 5.7 inch color, touch LCD display, data output options, and a measurement range of Sphere: -30 D to +22 D, Cylinder: 0 D to ±10 D.

**Circle No. 22**



# OPHTHALMIC

## Product Guide

### Ocular Response Analyzer® G3

**Corneal Hysteresis:  
Measure Beyond Pressure.**

**Provide a more confident glaucoma risk assessment and a more personalized treatment approach.**

Ocular Response Analyzer® is the only device that measures Corneal Hysteresis, a superior predictor of glaucoma progression. Corneal Hysteresis has consistently shown to be a more powerful predictor of, and strongly associated with, glaucoma progression, more so than key risk factors such as IOP and CCT.

Designed and assembled in the USA

Circle No. 23



### Reichert® 7CR Non-Contact Tonometer

**A better pressure measurement with Corneal Response Technology®.**

In 1972, Reichert® invented the non-contact tonometer (NCT), and continues to innovate tonometry with the clinically advanced and easy-to-use Reichert® 7CR.

Using patented Corneal Response Technology® which takes corneal biomechanics into account, Reichert 7CR provides Corneal Compensated IOP (IOPcc), a better pressure measurement.

Designed and assembled in the USA

Circle No. 24



### Tono-Pen® Handheld Tonometers

**Reichert® Tono-Pen® has been the trusted choice of clinicians for over 30 years.**

Introducing Tono-Pen AVIA® applanation tonometer now with Quick-Tap® Measurement Mode. The same ready-to-use, calibration-free, and accurate operation – now with more confidence in fewer measurements – making Tono-Pen AVIA the most advanced Tono-Pen yet.

Tono-Pen is less sensitive to corneal centration, ensuring fast and accurate IOP measurements with minimal training.

Protect your Tono-Pen and patients with genuine, FDA cleared Reichert Ocu-Film® + Tip Covers.

Designed and assembled in the USA

Circle No. 25



### Ocu-Film® + Tip Covers Tono-Pen® Tip Covers

**Protect your Tono-Pen® Handheld Tonometer and your patients.**

Genuine brand Ocu-Film® + Tip Covers protect your Tono-Pen® tonometers from dust and fluids, and help protect patients from the risk of cross contamination. Ocu-Film + Tip Covers are sanitized, easy to apply, and are the only Reichert® approved tip covers for use with Tono-Pen Tonometers. The disposable, single-use blue tip covers are available individually packaged in boxes of 150 or bulk packs of 600.



Circle No. 26

### iPac® Handheld Pachymeter.

**Intuitive, inspired pachymetry.**

Reichert® iPac® is the most feature-rich handheld pachymeter available. It offers Bluetooth® wireless connectivity, one-button navigation, a rotating color LCD screen, and a rechargeable lithium-ion battery.

iPac is backed by an industry-leading three-year warranty.

Designed and assembled in the USA

Circle No. 27



### Xcel® Slit Lamps Xcel® 455 and Xcel® 255

**Where performance and value converge.**

The Xcel® family of slit lamps offer high quality optics for image clarity and detail. Engineered for easy and smooth maneuverability, Xcel Slit Lamps come in two traditional designs with 3 or 5 times magnification (within the range of 6X, 10X, 16X, 25X, and 40X) and multiple filter options including neutral density.



The Reichert® CT210 contact applanation tonometer is available to complement your choice of compact slit lamps.



Circle No. 28

# OPHTHALMIC

## Product Guide

**STEREO OPTICAL**

### STEREOTESTS AND COLOR TESTS

**Gold Standard**

- Original Stereo Fly
- Randot®
- Stereo Butterfly
- **NEW** Fly, Randot, and Butterfly stereotests including LEA Symbols
- Original Ishihara Color Tests: 14, 24, or 38 plates



Stereo Optical • (800) 344-9500  
sales@StereoOptical.com  
www.StereoOptical.com

**Circle No. 29**

**STEREO OPTICAL**

### FUNCTIONAL VISION ANALYZER

**Contrast Sensitivity Testing for Vision Quality Evaluation**

- Ideal for pre- and post-op cataract, refractive surgery and clinical trials
- Optional software to illustrate real-world image of patient results



Stereo Optical • (800) 344-9500  
sales@StereoOptical.com  
www.StereoOptical.com

**Circle No. 30**

**STEREO OPTICAL**

### OPTEC® 5000 SERIES VISION SCREENERS

**Comprehensive vision screening in minimal time in a controlled environment**

- Quick, repeatable and accurate
- Lightweight and portable
- No training or certification needed
- The 5000P and 5500P include a peripheral test.



Stereo Optical • (800) 344-9500  
sales@StereoOptical.com  
www.StereoOptical.com

**Circle No. 31**

**STEREO OPTICAL**

### OPTEC® PLUS SMART VISION SCREENER

**Pretesting to save valuable time in the exam room**

- Comprehensive library of tests
- Easy-to-use interface
- Randomized tests and customizable protocols
- Auto-mode to allow for self-administration
- Digital recording of results



Stereo Optical • (800) 344-9500  
sales@StereoOptical.com  
www.StereoOptical.com

**Circle No. 32**

**Monaco**

**The First Ultra-widefield Retinal Imaging Device with Integrated OCT**




Unparalleled 200° ultra-widefield retinal imaging with 40° OCT

- **optomap®** and OCT are correlated to facilitate pathology examination
- Color, AF, and OCT images shown in a single, comprehensive view
- Fast, comfortable image acquisition improves clinic flow


**Put Monaco in your practice**  
BDS@optos.com – 800-854-3039

**Nikon** **Circle No. 33** **optos®**  
optos.com

**HENSON 9000 PERIMETER**

Optimized visual field screening and analysis. The optimum tool for disease detection, confirmation and management for glaucoma, AMD and other ocular and neurological disorders.

- Smart Supra, 10-2, 24-2, 30-2, Progression and more
- ZATA AI learning for optimized testing time
- Comprehensive testing in a compact unit
- Import prior patient data from standardized units
- 2 Year Warranty



**Circle No. 34** **elektron eye technology**

Elektron Eye Technology ▲ 888-557-5158  
Company web site: [www.elektron-eye-technology.com](http://www.elektron-eye-technology.com)  
Online Store: <https://elektroneyetechnologystore.myshopify.com/>



# OPHTHALMIC

## Product Guide

### AKR 750 AUTO KERATO-REFRACTOMETER

> Fast, accurate and fully automatic : an ideal solution for delegating patient measurement

- One-touch button measuring process for both eyes
- Ultra-precise measurement for even small diameter pupils
- Auto and manual measurement modes available
- Wide range of measures including peripheral keratometry with eccentricity
- Large 7.5" tilting screen for easy operation
- Automatic data transfer to APH 550



■ Unique "scanning window" with smooth and silent movement to create comfortable and stress-free exam atmosphere



phone: 855.393.4647  
email: info@essilorinstrumentsusa.com  
www.EssilorInstrumentsUSA.com

Circle No.35



### VISION-R 800™ REFRACTION SYSTEM

> Give your patients the best of their vision

- Patented optical module allowing for 0.01D precision subjective refraction
- Refraction performed with the "Smart Tests" unique algorithms to optimize the exam
- Comfortable experience for the patient due to smooth, continuous power changes
- Results presented in simulated real-life conditions to enhance patient confidence



CONSOLE



CHART SCREEN: CS POLA 600



phone: 855.393.4647  
email: info@essilorinstrumentsusa.com  
www.EssilorInstrumentsUSA.com

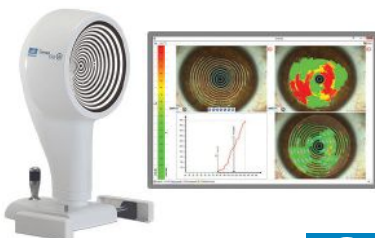
Circle No.36



### CORNEA 550 CORNEAL TOPOGRAPHER

> Specially designed for contact lens fitting and dry eye analysis

- High-resolution color camera
- Wide array of graphic representations
- Advanced qualitative and quantitative tear film assessment
- Dynamic and static capture pupillometry
- Independent screen to facilitate the sharing of results
- Newly-enhanced AnaEyes software to provide one graphical summary report



phone: 855.393.4647  
email: info@essilorinstrumentsusa.com  
www.EssilorInstrumentsUSA.com

Circle No. 37



### RETINA 800 FUNDUS CAMERA

> Streamline retinal screening in your practice

- Fully-automatic retinal image capture allowing for easy screening and detection of retinal pathologies
- Fast and space-saving design
- Excellent image quality at your fingertips: clear and true-color 2.5mm pupil size capability; 90-degree mosaic imaging made easy
- Delegation-ready tablet-driven user interface: intuitive and direct connection with DICOM server



phone: 855.393.4647  
email: info@essilorinstrumentsusa.com  
www.EssilorInstrumentsUSA.com

Circle No. 38



### WAM 700+ WAVEFRONT ABERROMETER

> Fully-automatic for complete anterior chamber analysis and visual need assessment

- Fast, effective, and space-saving
- 7 detailed tests in 90 seconds; both eyes
- Key measurements: Wavefront aberrations, pachymetry, NCT, topography, ARK and more
- Simple to navigate with large touch screen



phone: 855.393.4647  
email: info@essilorinstrumentsusa.com  
www.EssilorInstrumentsUSA.com

Circle No. 39



### OCT 500 ADVANCED ROBOTIC OCT

> Optical coherence tomography with integrated fundus imaging

- Superb OCT technology ready for delegation
- Fully-automatic operation with follow-up scan function
- True-color fundus photography
- Extended range of analysis function for the pupil and the macula
- Compact and space-saving design



phone: 855.393.4647  
email: info@essilorinstrumentsusa.com  
www.EssilorInstrumentsUSA.com

Circle No. 40



# OPHTHALMIC

## Product Guide

### HIGH-DEFINITION PORTABLE B-SCAN

#### B-Scan Plus<sup>®</sup>: **Circle No. 41**

- Superior 0.015mm image resolution with distortion-free zoom up to 2X
- 12 useful measuring calipers as well as fully adjustable gain-control before, during, or after a scan
- Adjustable video loops and easy data transfers including EMR, DICOM<sup>SM</sup>, and .PDF reporting



**Keeler**  
— A world without vision loss —

Contact us for pricing & more information  
800.523.5620 // 610.353.4350 // KEELERUSA.COM

A Halma company

### EASY-TO-USE PLATFORM

#### 4SIGHT<sup>®</sup>

- Combines A-Scan<sup>®</sup>, UBM<sup>®</sup>, B-Scan<sup>®</sup>, and Pachymeter<sup>®</sup> into one platform
- Easy data transfer between modalities, including DICOM<sup>SM</sup>, for higher patient throughput
- Unsurpassed accuracy and image quality

**Circle No. 42**



**Keeler**  
— A world without vision loss —

Contact us for pricing & more information  
800.523.5620 // 610.353.4350 // KEELERUSA.COM

A Halma company

### THE BEST OF BOTH WORLDS

#### AccuPen<sup>®</sup>: **Circle No. 43**

- Portable handheld tonometer
- Micro strain gauge provides precise IOP measurements with minimal calibration needed

#### PachPen<sup>®</sup>:

- Portable handheld pachymeter
- 65 MHz sampling rate ensures precise measurements
- Digital signal analysis eliminates the need for calibration and only measures when properly aligned



**Keeler**  
— A world without vision loss —

Contact us for pricing & more information  
800.523.5620 // 610.353.4350 // KEELERUSA.COM

A Halma company

### EFFICIENCY IS KEY

#### A-SCAN PLUS CONNECT<sup>®</sup>

- Automatic EMR exports with DICOM<sup>SM</sup> – Decreases examination time and increases patient throughput
- Icon-based software with easy-to-use interface
- Wide variety of IOL and post-refractive formulas
- Unrivaled customer support

**Circle No. 44**



**Keeler**  
— A world without vision loss —

Contact us for pricing & more information  
800.523.5620 // 610.353.4350 // KEELERUSA.COM

A Halma company

### THE STANDARD IN CRYO SURGERY

#### KEELER CRYOMATIC MKII

- Cryosmart technology – self-adjusts the optimal operating parameters for any given probe
- Choose from disposable probes or a series of reusable probes
- Ease of use – fast-freeze and defrost
- No manual adjustments, easy setup

**Circle No. 45**



**Keeler**  
— A world without vision loss —

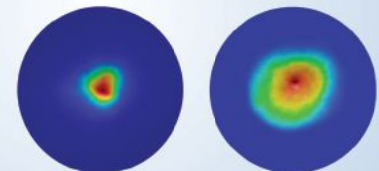
Contact us for pricing & more information  
800.523.5620 // 610.353.4350 // KEELERUSA.COM

A Halma company

### THE HD ANALYZER

#### A standard for cataract, refractive, & dry eye assessment

1. Choose the best surgery & outcome for your patient using objective OSI.
2. Assess dry eye & meibomian gland imaging using objective OSI.



OSI: 0.7

OSI: 6.0

0 1 2 3 4 5 6

(Grade 1; mild)

(Grade 4; severe cataract)

**Circle No. 46**

**Keeler**  
— A world without vision loss —

Contact us for pricing & more information  
800.523.5620 // 610.353.4350 // KEELERUSA.COM

A Halma company



# OPHTHALMIC

## Product Guide

### DIGITAL SLIT LAMPS

— IN ANY STYLE —

#### Circle No. 47

- Keeler Optics
- Choose from a variety of Keeler Certified add-ons
- 3 step drum (10x, 16x, 25x)
- 5 step drum (6x, 10x, 16x, 25x, 40x)
- Your choice of image capturing software



**Keeler**  
— A world without vision loss —

Contact us for pricing & more information  
800.523.5620 // 610.353.4350 // KEELERUSA.COM

A Halma company

### MARKET LEADING INDIRECTS



- Interchangeable LED or xenon illumination
- Lightweight Slimline lithium polymer battery
- Wide range of filters & apertures
- Exclusive to Vantage Plus:
  - Intelligent Optics
  - HiMag™ lens: additional 1.6x magnification allows for superb stereoscopic images

#### Circle No. 48

**Keeler**  
— A world without vision loss —

Contact us for pricing & more information  
800.523.5620 // 610.353.4350 // KEELERUSA.COM

A Halma company

### KSL-H SLIT LAMP



KSL-H

#### Circle No. 49

- Keeler Optics
- Choose from analog, digital ready, or digital
- 3 step drum (10x, 16x, 25x)
- 5 step drum (6x, 10x, 16x, 25x, 40x)
- Keeler Certified 3<sup>rd</sup> party accessories available for digital slit lamps

**Keeler**  
— A world without vision loss —

Contact us for pricing & more information  
800.523.5620 // 610.353.4350 // KEELERUSA.COM

A Halma company

### PORTABLE SLIT LAMPS

#### PSL Classic (left):

- Keeler Optics
- 10x // 16x magnification
- Docking station and direct inline charging

#### PSL One (right):

- Keeler Optics
- 10x magnification
- Direct inline charging

#### Circle No. 50



**Keeler**  
— A world without vision loss —

Contact us for pricing & more information  
800.523.5620 // 610.353.4350 // KEELERUSA.COM

A Halma company

### KSL-H SLIT LAMP



KSL-H

#### Circle No. 51

- Keeler Optics
- Choose from analog, digital ready, or digital
- 3 step drum (10x, 16x, 25x)
- 5 step drum (6x, 10x, 16x, 25x, 40x)
- Keeler Certified 3<sup>rd</sup> party accessories available for digital slit lamps

**Keeler**  
— A world without vision loss —

Contact us for pricing & more information  
800.523.5620 // 610.353.4350 // KEELERUSA.COM

A Halma company



#### Free air with the TonoCare

No pins or disposables = no ongoing costs.

#### Circle No. 52

**Keeler**

Contact us for pricing & more information  
800.523.5620 // 610.353.4350 // KEELERUSA.COM

A Halma company

# OPHTHALMIC

## Product Guide

### CENTERVUE - EIDON TRUE COLOR WIDE FIELD IMAGING

The EIDON is a confocal scanning ophthalmoscope providing true-color images of the retina. Automation provides unsurpassed image quality independent of the operator's skill level. The EIDON images from 60° to 120° [90°-200° Center of the Eye] through cataracts and undilated pupils. Three models providing Color/FAF/FA.



**eidon**  
True Color Confocal Scanner

To Learn More:  
infous@CenterVue.com

Circle No. 53

CenterVue ▲ (888) 521 3575  
www.CenterVue.com

### FORESEEHOME AMD MONITORING PROGRAM



The progression from dry to wet AMD can occur rapidly and lead to severe vision loss if left undiagnosed and untreated. The ForeseeHome® AMD Monitoring Program is a home-based monitoring program supporting earlier detection of wet AMD in intermediate dry AMD patients, allowing doctors to help preserve patients' functional vision with earlier treatment.

Circle No. 54

ForeseeHOME™ BY NOTAL VISION™  
AMD Monitoring Program

Notal Vision | (855) 600 3112  
www.ForeseeHome.com/HCP

### Bruder Hygienic EYELID CARE KIT™

DAILY EYELID & LASH THERAPY

Circle No. 55

Lid hygiene is easier now than ever before with the Bruder Hygienic Eyelid Care Kit.



To purchase visit [order.bruder.com](http://order.bruder.com) or call 888-827-8337

### THE ONLY EYE COMPRESS CLINICALLY PROVEN TO EXTEND COMFORTABLE WEARING TIME OF CONTACT LENSES

Circle No. 56

**eyeleve**™  
by Bruder

CONTACT LENS COMPRESS



Sold in Convenient 10 piece Dispenser or 20/Case  
Learn more at [www.eyeleve.com](http://www.eyeleve.com) or call 888-827-8337.

### THE POWER OF THE PULSE - ADVANCED DOCTOR TREATMENT FOR ANTERIOR BLEPHARITIS\*

From one of the inventors of the First Doctor's Treatment for Blepharitis - the AB Max™ provides the same forward and reverse functionality as other devices, PLUS, a Patented PULSE mode specifically engineered to remove even the most tenacious scurf and debris, while gently massaging the anterior eyelid margins for better patient outcomes!

**AB Max**



\*Anterior blepharitis means blepharitis on the outer eyelid margin, including the eyelashes.

Circle No. 57

Mycro Industries ▲ (800) 721-8006  
www.ab-max.com

### 1 COMPANY. 11 PRODUCTS. COUNTLESS HELPED.

EyePromise® offers eye health nutrition options for macular health, dry eye, diabetic eye health, athletic performance, and screen time. Add vegetarian and vegan options, and virtually every patient is covered. Our custom programs and expert support ensure we fit seamlessly into your practice.

Find out how at [eyepromise.com/partner](http://eyepromise.com/partner) or call 314-529-8200.

Circle No. 58



EyePromise ▲ (314) 529-8200  
www.eyepromise.com

# OPHTHALMIC

## Product Guide

### CANON CX-1 HYBRID DIGITAL MYDRIATIC/ NON-MYDRIATIC RETINAL CAMERA

Easy to use for color, red-free, cobalt, fluorescein angiography and fundus autofluorescence imaging, the CX-1 Digital Retinal Myd/Non-Myd 24 MP Retinal Camera delivers 50-degree and 45-degree high quality images for immediate review when connected to a Canon imageSPECTRUM Image Management Software solution. The CX-1 provides pan/tilt optical head positioning to assist with mid-peripheral imaging.



Circle No. 59

Canon U.S.A., Inc. ▲ 800-970-7227  
www.usa.canon.com/eye-care

Are you ready for the only integrated UWF and swept-source OCT that can be guided to the far periphery?

Silverstone is the most powerful tool yet for examining the retina. The only ultra-widefield retinal imaging device with integrated, UWF-guided swept-source OCT, Silverstone produces a 200° single-capture **optomap**® image in less than ½ second and enables guided OCT scanning across the retina and into the far periphery.

- Detailed examination of the retina-vitreous to sclera
- Pathology detection and management from macula through far periphery
- 23 mm OCT scan and 1050 nm OCT light source for deeper tissue penetration for clear, detailed choroidal imaging



Color **optomap** image with superior, central, and inferior line scans

Put Silverstone in your practice  
BDS@optos.com – 800-854-3039



Circle No. 60



### CANON CR-2 PLUS AF DIGITAL NON-MYDRIATIC RETINAL CAMERA

The CR-2 PLUS AF 24 MP camera captures and analyzes truly superior color and fundus autofluorescence images—quickly and efficiently. Designed around Canon's advanced EOS optics and CMOS image sensor, the camera provides superior retinal images down to 3.3 mm. Integrated auto functionality includes: auto-fundus, auto-focus, auto-capture, auto-exposure, Image Error Detection, Low-Flash and Quick Preview modes, this retinal camera is a breeze to operate. The CR-2 AF Non-Myd 24 MP model which provides color imaging is also available.



Circle No. 61

Canon U.S.A., Inc. ▲ 800-970-7227  
www.usa.canon.com/eye-care

### ICARE IC100 TONOMETER — FOR PROFESSIONALS

The **icare**® **ic100** is a hand-held tonometer using rebound technology to measure IOP. The device is suitable for every patient as it does not require anesthetic, calibration or possibility of corneal disruption. Features new to the ic100 aid all operators with quick, proper alignment resulting in consistent and objective measurements.

Circle No. 62



**icare**  
**ic100**

To learn more, call 888.422.7313  
email [info@icare-usa.com](mailto:info@icare-usa.com) or visit  
[www.icare-usa.com](http://www.icare-usa.com).

### CANON RK-F2 AND CANON TX-20



Simplify and accelerate the exam process for ARK and NCT Tonometry readings in just one step. With a press of the start button, each device automatically completes the entire series of steps: alignment, measurement and printout. The motorized optical head automatically aligns, acquires the readings, and then automatically moves over to the opposite eye to perform the same function. Data can be printed or exported via RS232-C or LAN output.

Each device sold separately.

Circle No. 63



Canon U.S.A., Inc. ▲ 800-970-7227  
www.usa.canon.com/eye-care

### IBEX WIRELESS INDIRECT

Break through the limitations of wired examinations.

Smart engineering, stunning tissue clarity and dual-lithium rechargeable batteries enable you to stay unplugged all day, every day -- even for weeks without charging!



Circle No. 64

Only \$1,895 [www.ibexeye.com](http://www.ibexeye.com)  
A Trevi Technology 614-754-7175



# OPHTHALMIC

## Product Guide

### ZEISS Pre-test Suite

Provides reliable measurements for profound consultation and a high-level of patient care.

- Wavefront aberrometer/topographer
- Autorefractor/keratometer
- Non contact tonometer
- Hand held retinal camera
- Wavefront lensmeter



Circle No. 65

Carl Zeiss Vision Inc. ▲ 1-800-358-8258  
www.zeiss.com/equipment

### ZEISS EXAM LANES

Offer complete solutions for subjective refraction and world class optics

- Refractors – digital and manual
- Acuity systems
- Chairs and stands
- Slit Lamps – tower and integrated
- Tonometers



Circle No. 67

Carl Zeiss Vision Inc. ▲ 1-800-358-8258  
www.zeiss.com/equipment

### ZEISS DIGITAL FITTING AND CONSULTATION

ZEISS VISUFIT 1000

- 3D centration quickly and precisely, nine cameras with 45 million points of reference.
- Fixation target for vergence control.
- Pupil center or reflex targeting.



Circle No. 69

Carl Zeiss Vision Inc. ▲ 1-800-358-8258  
www.zeiss.com/equipment

### MPS II

Fast, affordable and clinically relevant MPOD testing for a proactive & preventative approach to potential AMD risk - without tying your practice to one supplement provider. Identify at risk patients and monitor macular pigment level changes over time, while providing the supplement of your choice.

- Fast – screen in 90 seconds per eye
- Reliable - Validated through multiple studies
- Repeatable - More than 4 million eyes measured
- Import prior patient data from standardized units
- 2 Year Warranty



Circle No. 66



Elektron Eye Technology ▲ 888-557-5158  
Company web site: www.elektron-eye-technology.com  
Online Store: <https://elektroneyetechnologystore.myshopify.com/>

### Ocular Response Analyzer® G3

**Corneal Hysteresis:  
Measure Beyond Pressure.**

**Provide a more confident glaucoma risk assessment and a more personalized treatment approach.**

Ocular Response Analyzer® is the only device that measures Corneal Hysteresis, a superior predictor of glaucoma progression. Corneal Hysteresis has consistently shown to be a more powerful predictor of, and strongly associated with, glaucoma progression, more so than key risk factors such as IOP and CCT.

Designed and assembled in the USA

Circle No. 68



Passionate About Eye Care!  
reichert.com • 888-849-8955

### ALADDIN BIOMETER / TOPOGRAPHER

**One Step Ahead in Conventional and Premium IOL Calculation**

- Combined comprehensive biometry and topography
- Latest IOL calculation formulas onboard
- Enhanced cybersecurity



Topcon Healthcare (800) 223-1130  
[newsgram.topconmedical.com/aladdintl](http://newsgram.topconmedical.com/aladdintl)

Circle No. 70 TOPCON Healthcare

# OPHTHALMIC Product Guide



## QuickSee™ Binocular Wavefront Autorefractor

Circle No. 72

- Fast:** Measurements in 10 seconds
  - Accurate:** Within 0.5D for spherical equivalent refraction in >85% of subjects
  - Hand-held:** Lightweight device goes anywhere
  - Simple:** Easy to learn, easy to use, patient-friendly
- Learn more at [plenoptika.com](http://plenoptika.com)

## Octopus 900®

Versatility PLUS connectivity!

The Octopus 900, with EyeSuite Progression Platform, is the most versatile perimeter available. The Octopus 900 features more options for reliable testing, including: static White/White, Blue/Yellow, Red/ White, Flicker, Low Vision and computer-assisted true Goldmann Kinetic, TOP Strategy for thresholds in 2-1/2 minutes and our unique fixation control. EyeSuite, the industry's most advanced software for progression analysis, includes the first perimetric analysis to combine structure and function with real-time interactive access to all perimetric data with easy networking and free viewing stations.



Circle No. 73



800.787.5426  
[haag-streit-usa.com](http://haag-streit-usa.com)

## YOU HAVE TRIED THE REST, NOW TRY THE BEST

We have 2 dry Eye Compresses to choose from, the Premium (very best on the market) and Basic Dry Eye Compress, same quality for less.

**Eye Doctor Plus Moist Heat Mask:**  
Now our moist heat compresses are made with antimicrobial material!

1. The shape of the mask is designed to fit any size face comfortably.
2. This is the only moist heat mask that can be heated in the microwave and oven.
3. 20 to 30 seconds on "high" in the microwave gives off 10 to 12 minutes of soothing moist heat.
4. Has a removable cover for easy washing & drying, can be used within 2 hours.



Circle No. 73

The Dry Eye Doctor, Inc. ▲ (470) 374-5305  
[www.thedryeyedoctor.net](http://www.thedryeyedoctor.net)

## NEW TECHNOLOGY

### MEASURE CAROTENOIDS QUICKLY AND EASILY OFFER SUPPLEMENTS GUARANTEED TO WORK

"THE SCANNER IS A GREAT OPPORTUNITY FOR OUR PROFESSION...SHOWING OUR PATIENTS THAT PREVENTATIVE MEASURES CAN BE EXTREMELY EFFECTIVE IN THE PREVENTION OF MANY CHRONIC DISEASES...IT IS A WIN/WIN FOR OPTOMETRY BECAUSE WE CAN DRAMATICALLY INCREASE OUR REVENUE WHILE AT THE SAME TIME PROVIDING INVALUABLE GUIDANCE TO OUR PATIENTS."



Circle No. 74

- Dr. Paul Karpecki FAAO

**SIGN UP FOR YOUR SCANNER TODAY**  
COMPLETE SETUP AND TRAINING INCLUDED

TREVOR CRABTREE O.D. ▲ (618) 889-3825  
[TREVKARCRAB7@AOL.COM](mailto:TREVKARCRAB7@AOL.COM)

## The New PACHMATE 2



## The New PACHETTE 4



*Globally  
Recognized as the  
Leading Handheld  
& Portable, Desktop  
Pachymeters*

Now Featuring  
Automatic Report  
Generation Using  
Wireless Bluetooth®  
Technology

- Proven Accuracy & Reproducibility
- Customizable Settings
- Rapid Bilateral Measurements
- Durable Portability
- User Friendly

Circle No. 75



(800)722-3883  
[www.dghtechnology.com](http://www.dghtechnology.com)  
110 Summit Dr., Suite B, Exton, PA 19341

## Optos is Ultra-widefield Retinal Imaging



*California*



200° 3-in-1 **optomap®** color, autofluorescence, fluorescein angiography and indocyanine green image modalities. Capture, review and plan your treatment with *California*.

- Uncover critical information
- Help prevent vision loss
- Increase practice flow

What you can do in less than ½ second?  
[BDS@optos.com](mailto:BDS@optos.com) – 800-854-3039



Circle No. 76



# OPHTHALMIC

## Product Guide

### BQ 900® LED Slit Lamp

Fully integrated imaging solution

Choose the BQ 900 LED for advanced microscopy. The BQ 900 is powered by a long-lasting LED diode that offers exceptional detail and depth of field. It is the ultimate slit lamp due to its flexible modular design. The IM 900 imaging module offers a fully integrated imaging solution with unique features and technology. Other optional accessories include Teaching Scope, Inclined Eyepieces, Yellow Filter, Stereo Variator, and Beam Splitter.



Circle No. 77

**HS** HAAG-STREIT  
USA

800.787.5426  
haag-streit-usa.com

### BI 900® LED Slit Lamp

Simplified operation meets high reliability.

Equipped with an improved version of the BM 900 microscope, an enhanced illumination system and traditional high-precision mechanics, the BI 900 is the ideal successor to the BM 900. The BI 900 slit lamp combines simplicity and reliability in a modern system which offers integrated digital imaging as an option.



Circle No. 78

**HS** HAAG-STREIT  
USA

800.787.5426  
haag-streit-usa.com

### Reliance FX-920®

The standard for chair design

The FX-920 sets the standard for design while retaining the core value of all Reliance products - rugged durability. All surfaces of the chair are designed to support a patient's entire weight. Ergonomic full power tilt is efficient for the practitioner and comfortable for the patient. A full complement of controls is available on both sides of the chair, while the detached dual footswitch adds flexibility.



Circle No. 79

**HS** RELIANCE  
INTERNATIONAL

800.735.0357  
reliance-medical.com

### LENSTAR® APS Optical Biometer

Advanced biometry— better outcomes

The LENSTAR LS 900 with Automated Positioning is all you need for faster, more efficient biometry. Its easy mechanical tracking minimizes user delay and error, delivering more reliable results and a more comfortable patient experience. The dual zone keratometry with 32 measurement points provide precise K values, essential for planning toric lens implantation. With its integrated Olsen and Barrett formulas, as well as exclusive availability of the Hill-RBF Method 2.0 for IOL calculation, the LENSTAR provides the user with the best possible IOL prediction.



Circle No. 80

**HS** HAAG-STREIT  
USA

800.787.5426  
haag-streit-usa.com

### Octopus 600®

Early diagnosis and standard white-on-white perimetry in one device

The Octopus 600, with EyeSuite Progression Platform, extends Haag-Streit's product range of visual field analyzers, combining the Pulsar method for early glaucoma detection and standard White/White perimetry for long term follow-up in one compact and stand-alone device. Unique fixation control for blinking, pupil position, darting and forehead contact, yields more reliable results, and with our Tendency Oriented Perimetry (TOP strategy), thresholds are performed in 2 ½ minutes.



Circle No. 81

**HS** HAAG-STREIT  
USA

800.787.5426  
haag-streit-usa.com

### Octopus 900®

Versatility PLUS connectivity!

The Octopus 900, with EyeSuite Progression Platform, is the most versatile perimeter available. The Octopus 900 features more options for reliable testing, including: static White/White, Blue/Yellow, Red/ White, Flicker, Low Vision and computer-assisted true Goldmann Kinetic, TOP Strategy for thresholds in 2-1/2 minutes and our unique fixation control. EyeSuite, the industry's most advanced software for progression analysis, includes the first perimetric analysis to combine structure and function with real-time interactive access to all perimetric data with easy networking and free viewing stations.



Circle No. 82

**HS** HAAG-STREIT  
USA

800.787.5426  
haag-streit-usa.com



# OPHTHALMIC

## Product Guide


### LACRIVERA'S VERA180™ - OFFERS TEMPORARY OCCLUSION LASTING APPROXIMATELY 6 MONTHS!

Vera180™ synthetic absorbable lacrimal plugs provide extended temporary occlusion lasting approximately 6 months. The Vera180 plugs are made of poly-p-dioxanone (PDO) and are available in sizes of 0.2mm, 0.3mm, 0.4mm and 0.5mm, packaged in single pair and ten pair boxes (20 plugs). Lacriversa continues to offer a comprehensive line of dry eye products.

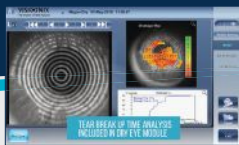


Circle No. 83

Lacriversa ▲ (855) 857-0518  
www.Lacriversa.com



**Luneau Technology**  
USA **briot WECO VISI<N>NIX**





### VISIONIX® VX120:

Engage and advise patients with the latest dry eye technology

Powerful, multi-diagnostic instrument and dry eye test battery, including:


- Comprehensive screening in less than 3 minutes
- Tear meniscus measurement
- Color imaging of the meibomian glands
- Tear break up time analysis





Book a demo:  
1(800)729-1959  
luneautechusa.com/demo

Circle No. 84



## THERE'S RELIEF AND THEN THERE'S RELIEVA™



Circle No. 85

The only family of products in the U.S. with CMC, HA (inactive ingredient), and Hydrocell™ technology for dry, irritated eyes.

[refreshbrand.com/doc](http://refreshbrand.com/doc)



© 2020 Allergan. All rights reserved. All trademarks are the property of their respective owners. REF127467 08/19



**Luneau Technology**  
USA **briot WECO VISI<N>NIX**

### VISIONIX® Eye Refract™:

Delegating refractions just became easier

- Combines objective (AR/K) and subjective exam for a complete refraction in 3 minutes
- A.I. powered dynamic measurement system
- Consistently reliable refraction results
- The only system with patented dual Shack-Hartmann wavefront aberrometers





Book a demo: Circle No. 86  
1(800)729-1959  
luneautechusa.com/demo



## OASIS®





**SOFT PLUG®**  
Extended Duration 180 Canalicular Plugs  
(20 pk and 40 pk)



**FEATHER®**  
MICRO FEATHER OPTHALMIC SCALPEL  
Slit Knife RIB&R  
(5 pk)

SOFT PLUG® Extended Duration 180 Canalicular Plugs is a medium term plug lasting up to 6 months.

Circle No. 87

SOFT PLUG® Extended Duration 180 Canalicular Plugs are made from an absorbable synthetic material. The plugs are supplied sterile, two plugs per package.

844-820-8940 • [www.oasismedical.com](http://www.oasismedical.com)

## OASIS®





**SOFT PLUG®**  
Extended Duration 180 Canalicular Plugs  
(20 pk and 40 pk)



**FEATHER®**  
MICRO FEATHER OPTHALMIC SCALPEL  
Slit Knife RIB&R  
(5 pk)

FEATHER® MICRO FEATHER OPTHALMIC SCALPEL Slit Knife RIB&R reduces incision resistance and allows for a smooth incision. Exclusively designed RIB-shaped knife and arrowhead-shaped curved edge.

Circle No. 88

FEATHER® is dedicated to manufacturing precision medical products that meet strict international quality standards.

844-820-8940 • [www.oasismedical.com](http://www.oasismedical.com)

# OPHTHALMIC

## Product Guide



**DEXYCU<sup>®</sup>**  
(dexamethasone intraocular suspension) 9%

**Circle No. 89**

Order DEXYCU today.

NDC Code: 71879-001-01  
Unique Permanent J-Code: J1095

Learn more at [DEXYCU.com](http://DEXYCU.com)

**EYEPOINT<sup>®</sup>**  
PHARMACEUTICALS

US-DEX-1900279 12/2019

### ICARE HOME TONOMETER – FOR PATIENTS

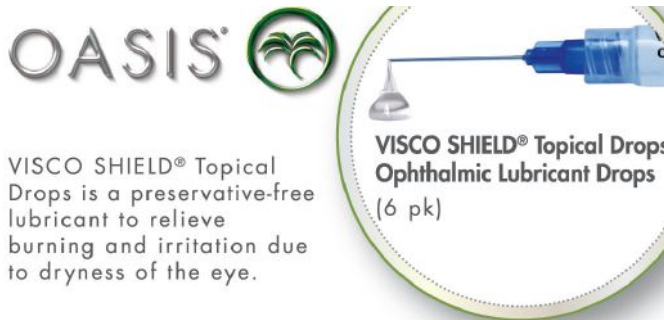
The **Icare<sup>®</sup> HOME** provides a new way to obtain IOP measurements outside the doctor's office. IOP fluctuates throughout the day and this 24-hour tonometer allows patients to take their own measurements at any time. This added information gives doctors a better understanding of the patient's IOP and can be advantageous for disease management.



**icare**  
**HOME**

To learn more, call 888.422.7313  
email [info@icare-usa.com](mailto:info@icare-usa.com) or visit  
[www.icare-usa.com](http://www.icare-usa.com).

**Circle No. 90**



**OASIS<sup>®</sup>**

**VISCO SHIELD<sup>®</sup> Topical Drops**  
Ophthalmic Lubricant Drops  
(6 pk)

VISCO SHIELD<sup>®</sup> Topical Drops is a preservative-free lubricant to relieve burning and irritation due to dryness of the eye.

**Circle No. 91**

- 2.0mL filled syringe with cannula.
- Hypromellose.
- Stores at room temperature.

844-820-8940 • [www.oasismedical.com](http://www.oasismedical.com)

### TRP - THE RELIEF PRODUCTS

Provide your patients with 24/7 relief from conditions that tend to worsen at night such as Blepharitis, Eye Strain, Pink Eye, and Styes. NEW Preservative-free PM Ointments from The Relief Products<sup>™</sup> include an active ingredient for sleeplessness, offering nighttime healing and recuperative sleep while using 100% natural active ingredients to help you *Stay Healthy, Naturally<sup>®</sup>*. Now available at Walgreens.

**TRP**  
The Relief Products<sup>™</sup>



**Circle No. 92**

TRP ▲ (888) 969 6855  
[www.thereliefproducts.com](http://www.thereliefproducts.com)

### EYEVANCE<sup>®</sup> Pharmaceuticals

Committed to bringing you impactful and innovative products

**Circle No. 93**

**Flarex<sup>®</sup>**, fluorometholone acetate suspension 0.1%, a mid-potency steroid for ocular surface inflammation; and **FRESHKOTE<sup>®</sup> PF**, lubricant drops that supports all layers of the tear film helping manage dry eye symptoms.



**eyevance**  
pharmaceuticals

[freshkotePF.com](http://freshkotePF.com) | [myflarex.com](http://myflarex.com)

**CHANGE  
THE  
FUTURE**



**AdaptDx<sup>®</sup>**  
**PRO**  
Guided by Theia<sup>™</sup>

**Circle No. 94**

**Detect AMD early. AdaptDx Pro<sup>™</sup> guided by Theia<sup>™</sup> helps make it possible.**

[maculogix.com/adaptDx](http://maculogix.com/adaptDx)

**maculogix**  
the AMD experts